



# B2 SERIES LITHIUM BATTERY




B2-5.0-HV1 | B2-10.0-HV1 | B2-15.0-HV1  
 B2-20.0-HV1 | B2-25.0-HV1

B2-5.0-HV5 | B2-10.0-HV5 | B2-15.0-HV5  
 B2-20.0-HV5 | B2-25.0-HV5

 Wall-mounted or ground-mounted

 Remote firmware upgrade

 Modular design scalable up to 25.0kWh

**IP65** IP65 outdoor design

**LFP** LiFePO4 batteries, safe and reliable

**90%** 90% Depth of discharge

MODEL	B2-5.0-HV1	B2-10.0-HV1	B2-15.0-HV1	B2-20.0-HV1	B2-25.0-HV1
<b>Battery Module</b>	<b>BU2-5.0-HV1 (32S1P 102.4V50Ah)</b>				
No. of Modules	1	2	3	4	5
Rated Energy [kWh]	5.0	10.0	15.0	20.0	25.0
Usable Energy [kWh]	4.5	9.0	13.5	18.0	22.5
Rated Power [W]	3072	6144	9216	12288	15360
Dimension (H*W*D)[mm]	261*626*365	522*626*365	783*626*365	1044*626*365	1305*626*365
Weight [kg]	50.5	101	151.5	202	252.5
Nominal Voltage [V]	102.4	204.8	307.2	409.6	512
Operating Voltage [V]	89.6-115.2	179.2-230.4	268.8-345.6	358.4-460.8	448-576.0
Max. Charge Current [A]	30				
Max. Discharge Current [A]	30				
<b>Control Module</b>	<b>BC2-HV1</b>				
Max. Fault Current [A]	100				
Dimension (H*W*D)[mm]	200*626*365				
Weight [kg]	11				
<b>General Parameters</b>					
Ingress Protection	IP65				
Mounting	Wall-Mounted (optional)/ Ground-Mounted				
Operating Temperature Range	Charging: 0 ~ 50°C; Discharging: -10 ~ 50°C				
Ambient Humidity	0 ~ 95% non-condensing				
Cooling Method	Natural convection				
Communication	CAN				
Warranty [Year]	Refer to the warranty card				
Applicable Standard	IEC 62619(Cell&Pack), EN 62477-1, EN 61000-6-1/2/3/4, UN38.3				

MODEL	B2-5.0-HV5	B2-10.0-HV5	B2-15.0-HV5	B2-20.0-HV5	B2-25.0-HV5
<b>Battery Module</b>	<b>BU2-5.0-HV5 (32S1P 102.4V50Ah)</b>				
No. of Modules	1	2	3	4	5
Rated Energy [kWh]	5.0	10.0	15.0	20.0	25.0
Usable Energy [kWh]	4.5	9.0	13.5	18.0	22.5
Rated Power [W]	3072	6144	9216	12288	15360
Dimension (H*W*D)[mm]	261*626*365	522*626*365	783*626*365	1044*626*365	1305*626*365
Weight [kg]	52.5	105	157.5	210	262.5
Nominal Voltage [V]	102.4	204.8	307.2	409.6	512
Operating Voltage [V]	89.6-115.2	179.2-230.4	268.8-345.6	358.4-460.8	448-576.0
Max. Charge Current [A]	30				
Max. Discharge Current [A]	30				
<b>Control Module</b>	<b>BC2-HV1</b>				
Max. Fault Current [A]	100				
Dimension (H*W*D)[mm]	200*626*365				
Weight [kg]	11				
<b>General Parameters</b>					
Ingress Protection	IP65				
Mounting	Wall-Mounted (optional)/ Ground-Mounted				
Operating Temperature Range	Charging: 0 ~ 50°C; Discharging: -10 ~ 50°C				
Ambient Humidity	0 ~ 95% non-condensing				
Cooling Method	Natural convection				
Communication	CAN				
Warranty [Year]	Refer to the warranty card				
Applicable Standard	IEC 62619(Cell&Pack), EN 62477-1, EN 61000-6-1/2/3/4, UN38.3				