



SS8-72HS 540-560M

Mono-Facial Module



High Power Output

Solarspace efficient cells with MBB and high-density encapsulation ensures higher power output



High Reliability

Excellent harsh tests results and advanced half-cell tech improve product reliability for long-term life cycle



More Power Generation

Gallium doped wafers reduce annual power degradation, optimized circuit design ensures more power generation under shading



Great Adaptability

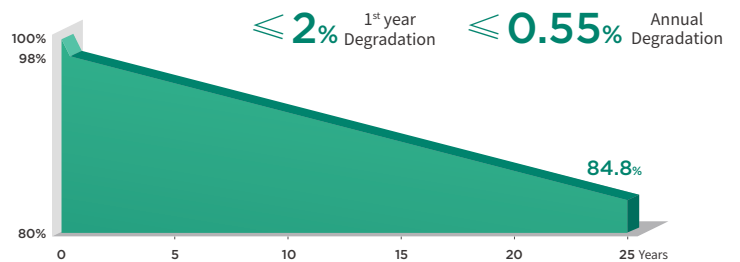
Sensible dimension design suitable for all scenarios

560W

Maximum Power Output

21.7%

Maximum Module Efficiency



12 Years Product Warranty **25** Years Linear Power Warranty

Comprehensive Certificates

- IEC61215
- IEC61730
- IEC61701
- IEC62716
- DINEN60068
- ISO9001:2015: Quality Management System
- ISO14001:2015: Environment Management System
- ISO45001:2018: Occupational Health and Safety Management Systems



Electric Characteristics STC: Irradiation 1000W/m², Cell Temperature 25°C, AM=1.5

Module Type	SS8-72HS -540M	SS8-72HS -545M	SS8-72HS -550M	SS8-72HS -555M	SS8-72HS -560M
Maximum Power (Pmax) [W]	540	545	550	555	560
Open-Circuit Voltage (Voc)[V]	49.61	49.76	49.91	50.03	50.15
Maximum Power Voltage (Vmp) [V]	41.65	41.81	41.97	42.15	42.33
Short-Circuit Current (Isc)[A]	13.85	13.92	14.02	14.07	14.14
Maximum Power Current (Imp) [A]	12.97	13.04	13.10	13.17	13.23
Module Efficiency	20.90%	21.10%	21.30%	21.50%	21.68%
Power Tolerance	0~+3%				
Temperature coefficient of Isc	+0.045%/°C				
Temperature coefficient of Voc	-0.265%/°C				
Temperature coefficient of Pmax	-0.335%/°C				

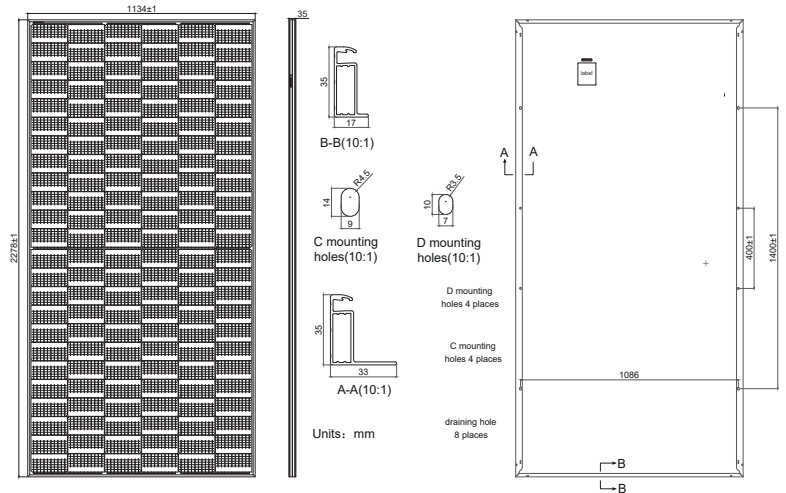
Electric Characteristics NMOT: Irradiance 800 W/m², Ambient Temperature 20 °C, Wind Speed 1 m/s, AM=1.5

Module Type	SS8-72HS -540M	SS8-72HS -545M	SS8-72HS -550M	SS8-72HS -555M	SS8-72HS -560M
Maximum Power (Pmax) [W]	408	412	416	420	424
Open-Circuit Voltage (Voc)[V]	46.43	46.55	46.68	46.84	46.98
Maximum Power Voltage (Vmp) [V]	39.00	39.21	39.44	39.67	39.89
Short-Circuit Current (Isc)[A]	11.10	11.13	11.18	11.22	11.27
Maximum Power Current (Imp) [A]	10.47	10.51	10.55	10.59	10.63

Mechanical Characteristics

Cell Type	Mono PERC (M10)
Number of Cells	144(6x24)
Dimensions	2278X1134X35mm
Weight	27.5kg
Glass	Single glass, 3.2mm coated tempered glass
Frame	Silver, Anodized Aluminum Alloy
Output Cables	4mm ² (IEC),12AWG(UL) 300mm (including connector) or Customized Length
Junction Box	IP68 Rated, 3 diodes
Connector	MC-EVO2 or MC4 Compatible
Packaging	31 Pieces/Pallet, 620 pieces/40' container

Engineering Design

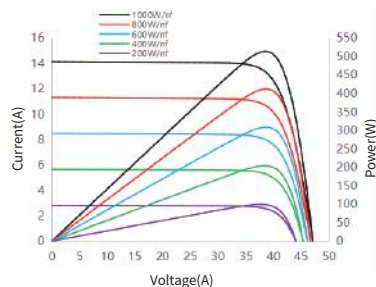


Operating Conditions

Maximum System Voltage	1000V/1500V DC
Operating Temperature	-40°C~+85°C
Maximum Series Fuse Rating	25A
Mechanical Load Front Rear	5400Pa(112lb/ft ²)
Mechanical Load Back Rear	2400Pa (50lb/ft ²)
Nominal operating cell temperature	45±2°C
Safety Class	Class II
Fire Rating	Class C

Characteristics

I-V/P-V Curve at Different Irradiation
SS8-72HS -550M



I-V Curve at Different Temperature
SS8-72HS -550M

